

RCMP-GRC



NEW BRUNSWICK



NOUVEAU-BRUNSWICK

ROYAL CANADIAN MOUNTED POLICE • GENDARMERIE ROYALE DU CANADA



CODIAC REGIONAL RCMP QUARTERLY REPORT

RAPPORT TRIMESTRIEL DU SERVICE RÉGIONAL DE CODIAC DE LA GRC

Annual Benchmarking Report for 2016

Presented on April 26th, 2018



Royal Canadian
Mounted Police

Gendarmerie royale
du Canada

Canada



Table of Contents

Table of Contents	1
Disclaimer	2
INTRODUCTION - Codiac Regional RCMP and the Codiac Regional Policing Authority.....	3
STRATEGIC FRAMEWORK.....	5
• CODIAC-BM-KPI-1: Number of Total Police Staff (Officers and Civilians) per 100,000 population	6
• CODIAC-BM-KPI-2: Total Cost for Police Service per capita.....	7



Disclaimer

Data contained in this report are subject to change for a variety of reasons pending investigational outcomes. For these and other reasons, this data may not reflect what is submitted to the Canadian Center for Justice Statistics.

More specifically, Information shown may not have been verified; Incidents shown are those in which a police record has been created, and may not reflect all police activity; Incidents may be reclassified pending investigation, or later determined to be unfounded; Some incidents may not be shown due to unsuccessful geocoding of addresses; There may be a delay in a crime being reported, and not all crime is reported; Information shown is not suitable for comparison purposes across neighborhoods or across time due to area size, population densities, influence of other variables, and shifting operational focus;

The Codiak RCMP or the CRPA assumes no liability whatsoever for any errors, omissions, or inaccuracies in the information provided, regardless of how caused. The Codiak RCMP or the CRPA makes no representations, warranties, guarantees or other assurances as to the content, sequence, accuracy, reliability, timeliness or completeness of any of the information provided herein. Furthermore, in no event will the Codiak RCMP or the CRPA be liable for any loss or damage including, without limitation, direct, indirect or consequential loss or damage, or any loss or damage whatsoever arising from, or in connection with, the use of this information. Any use of the information for commercial purposes is strictly prohibited. By accessing the Codiak RCMP or the CRPA data, you acknowledge that your use of such data is subject to these terms and conditions and any additional terms. You also acknowledge that the Codiak RCMP or the CRPA reserves the right to alter or vary the foregoing terms and conditions without further notice to you and, to the extent that the foregoing terms and conditions are altered and varied, you are bound by such altered or varied terms and conditions.



INTRODUCTION - Codiac Regional RCMP and the Codiac Regional Policing Authority

Under the Codiac Regional Police Service Agreement, the Codiac Regional RCMP must render services as necessary to preserve the peace, protect life and property, prevent crime and offenses against the laws of Canada and the laws in force in the Province, apprehend criminals, offenders and others who may lawfully be taken into custody and execute all warrants and perform all duties and services to be performed by peace officers. To fulfill these obligations, the Codiac Regional RCMP must create and implement strategies, policies and business models that meet the specific needs and priorities of their local communities.


The Codiac Regional RCMP and the Codiac Regional Policing Authority (CRPA) are focused on delivering the best possible services at the lowest possible cost to taxpayers. As alignment and accountability are keys to achieving cost-effectiveness and delivering quality services, an accountability framework has been developed to help guide and improve responsiveness, accountability and transparency at the CRPA and Codiac Regional RCMP. (Refer to Strategic Framework on page 5)

This report is made up of information gathered from Statistics Canada and the 2016 MBNCanada Performance Measurement Report. This provides us with an opportunity to compare the Codiac RCMP with other municipalities and their police service providers on a few Key Performance Indicators (KPIs).

Four Key Performance Indicators (KPIs) were selected to gauge our performance compared to other municipalities and their respective police service providers:

- [Number of Total Police Staff \(Officers and Civilians\) per 100,000 population](#)
- [Total Cost for Police Service per capita](#)

Moving forward, we will be adding additional benchmarking KPIs. This annual comparison will assist the Codiac RCMP in providing efficient and effective policing services.



The statistical information in the report is specific to the services delivered by Codiac Regional RCMP and the reader should consider that statistical results from other municipalities can be influenced to varying degrees by a number of factors (see table below) and as a result may affect the accuracy of direct comparisons to Codiac Regional RCMP statistics.

Influencing Factors	
Demographic Trends:	Socio-economic composition of a municipality's population.*
Non-Residents:	Degree of daily inflow and outflow of commuters, tourists, seasonal residents and attendees at cultural, entertainment or sporting events who require police services are not captured in population-based measures
Officer/Civilian Mix:	Differing policies regarding the type of policing work that may be done by civilian staff in one municipality vs. uniform staff in another.
Public Support:	Willingness of the public to report crimes and to provide information that assists police services in the solving of crimes.
Reporting:	Available police resources, departmental priorities, policies and procedures and enforcement practices all influence the number of reported criminal incidents.
Specialized Services:	Additional policing may be required at airports, casinos, etc.

*The crime rates included in this report may differ from those in Statistics Canada's publications due to the use of more current population estimates provided by the municipalities.

STRATEGIC FRAMEWORK

CODIAC REGIONAL POLICING AUTHORITY Strategic Framework

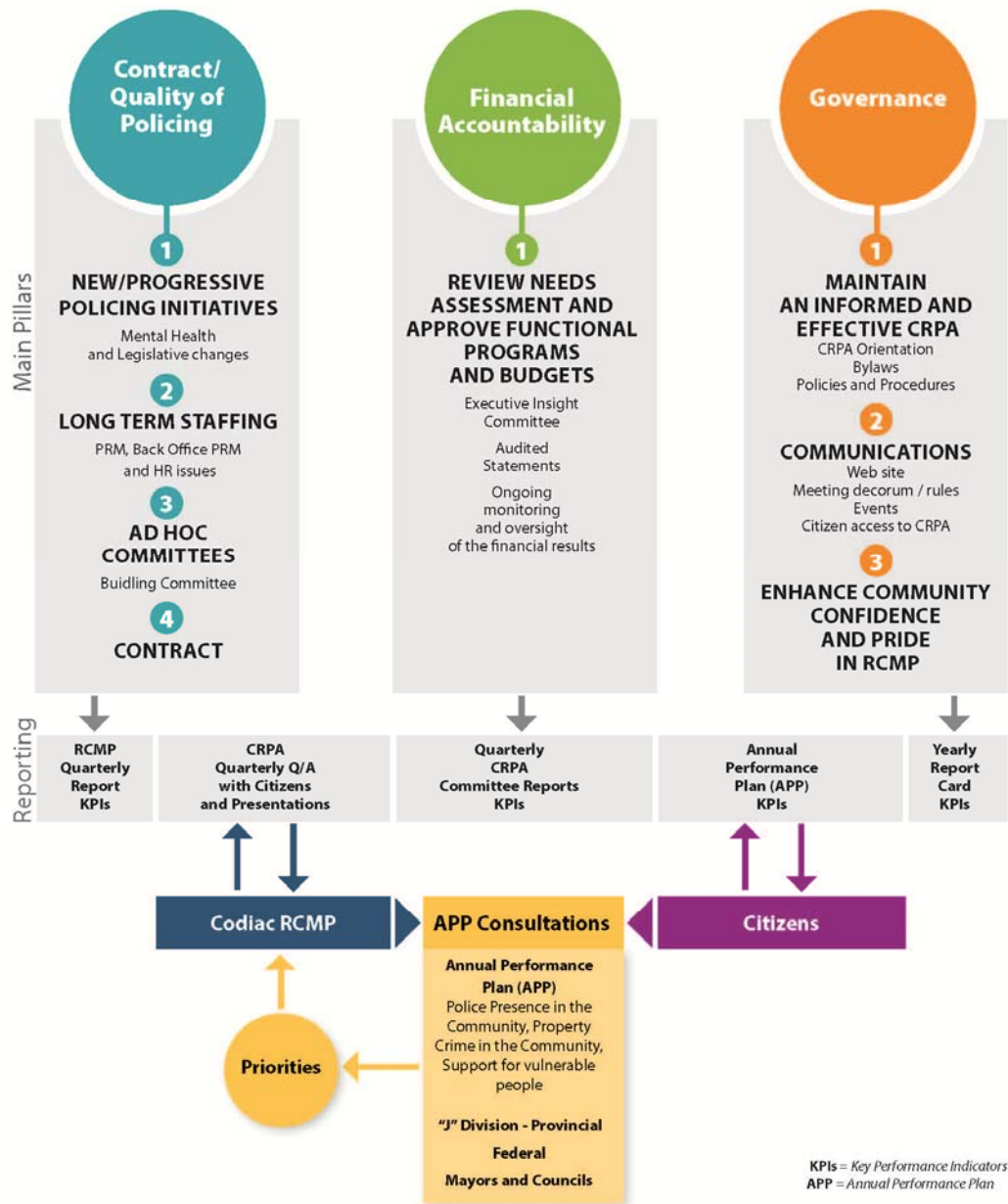


Figure 1 - CRPA - Strategic Framework

CODIAC-BM-KPI-1: Number of Total Police Staff (Officers and Civilians) per 100,000 population

The numbers include both unionized and non-unionized staff. RM complement remains at 139 but our civilian staff has increased due to the civilianization process which began in 2014. There is a small decrease noted in 2016 which is when the updated census data came out (increase in population for our area).

Observations:

-

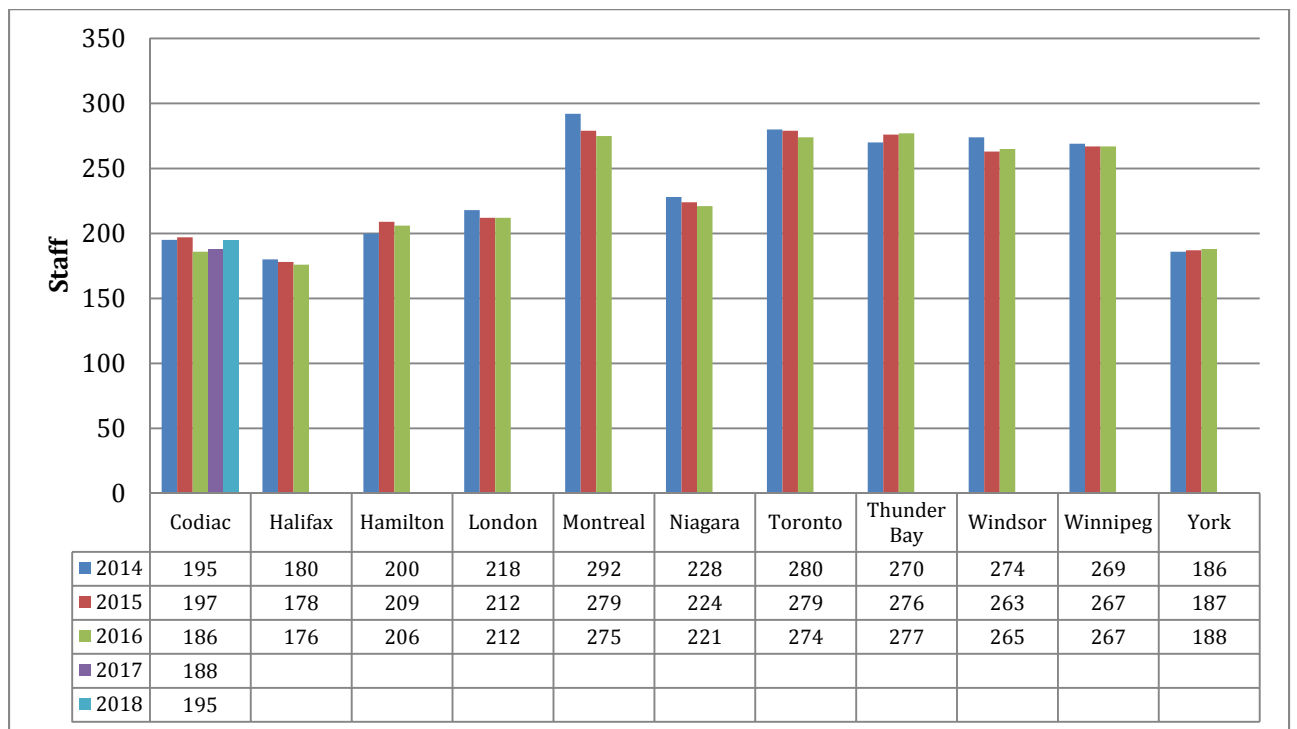


Figure 2 – Number of Total Police Staff (Officers and Civilians) per 100,000 – Source: Codiak Budget and 2016 MBN Canada Performance Measurement Report

CODIAC-BM-KPI-2: Total Cost for Police Service per capita

The costs are derived from our annual budget:

2014	2015	2016	2017	2018
26,445,938	27,473,403	29,585,397	\$30,950,601	\$29,860,330

Observations:

- Given that the staffing component of our budget is the most costly, there is a strong correlation with the Total staff KPI and the Total cost KPI
- Decrease noted in 2018 is due to increased revenues (DFO project) and the continued civilianization.
- Codiac provides the most affordable police services when compared to the other municipalities
- New radio code analysis project will provide more insight on staffing levels than the traditional PRM

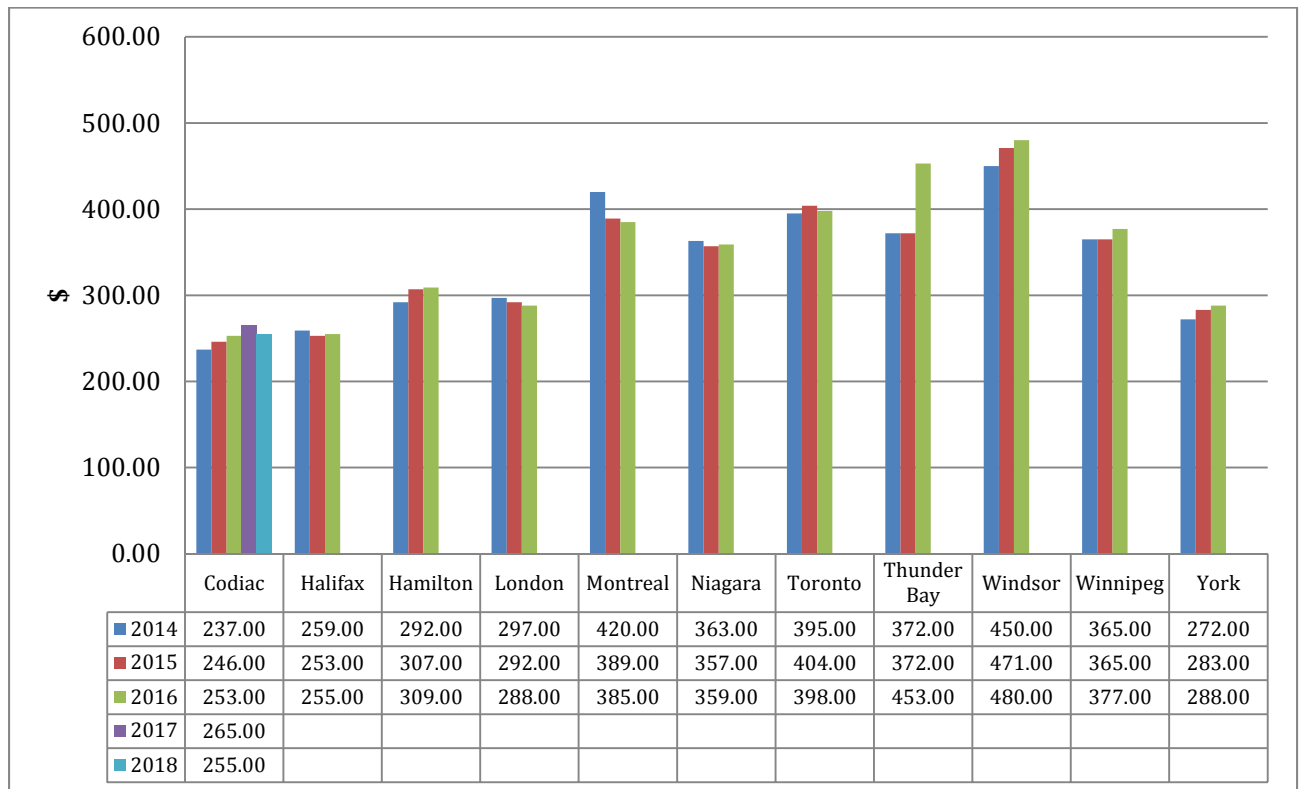


Figure 3– Total Cost of Police Service per capita – Source: Codiac Budget and 2016 MBN Canada Performance Measurement Report