

RCMP-GRC



NEW BRUNSWICK



NOUVEAU-BRUNSWICK

ROYAL CANADIAN MOUNTED POLICE • GENDARMERIE ROYALE DU CANADA



CODIAC REGIONAL RCMP QUARTERLY REPORT

RAPPORT TRIMESTRIEL DU SERVICE RÉGIONAL DE CODIAC DE LA GRC

Q2 - 2018



Royal Canadian
Mounted Police

Gendarmerie royale
du Canada

Canada



Table of Contents

Table of Contents	1
Disclaimer	2
INTRODUCTION - Codiac Regional RCMP and the Codiac Regional Policing Authority.....	2
STRATEGIC FRAMEWORK.....	5
ROAD SAFETY STRATEGY	6
○ RS KPI: Number of impaired driving and other traffic related arrests (driving in violation of criminal code) per 1,000 population	7
○ RS KPI: Number of fatal traffic collisions per 100,000 population	8
○ RS KPI: Number of non-fatal traffic collisions per 100,000 population	9
CRIME REDUCTION AND PREVENTION STRATEGY	10
○ CRP KPI: Property Crime	11
○ CRP KPI: Percentage of Prolific Offenders arrested	12
○ CRP KPI: Break and Enters (residences and businesses) per 10,000 population	13
○ CRP KPI: Number of reoffending youths (recidivism) – Work in progress	14
FISCAL and PROFESSIONAL ACCOUNTABILITY	15
○ FPA KPI: Calls for Service	16
○ FPA KPI: Percentage of calls for service that result in a public complaint	17
○ FPA KPI: OT - Percentage of budget (All Staff)	18
○ FPA KPI: Percentage of 911 calls answered by OCC/911 operators within 20 seconds	19
○ FPA KPI: Percentage of front-line shifts that meet the minimum staff threshold	20



Disclaimer


Data contained in this report are subject to change for a variety of reasons pending investigational outcomes. For these and other reasons, this data may not reflect what is submitted to the Canadian Center for Justice Statistics.

More specifically, Information shown may not have been verified; Incidents shown are those in which a police record has been created, and may not reflect all police activity; Incidents may be reclassified pending investigation, or later determined to be unfounded; Some incidents may not be shown due to unsuccessful geocoding of addresses; There may be a delay in a crime being reported, and not all crime is reported; Information shown is not suitable for comparison purposes across neighborhoods or across time due to area size, population densities, influence of other variables, and shifting operational focus;

The Codiak RCMP or the CRPA assumes no liability whatsoever for any errors, omissions, or inaccuracies in the information provided, regardless of how caused. The Codiak RCMP or the CRPA makes no representations, warranties, guarantees or other assurances as to the content, sequence, accuracy, reliability, timeliness or completeness of any of the information provided herein. Furthermore, in no event will the Codiak RCMP or the CRPA be liable for any loss or damage including, without limitation, direct, indirect or consequential loss or damage, or any loss or damage whatsoever arising from, or in connection with, the use of this information. Any use of the information for commercial purposes is strictly prohibited. By accessing the Codiak RCMP or the CRPA data, you acknowledge that your use of such data is subject to these terms and conditions and any additional terms. You also acknowledge that the Codiak RCMP or the CRPA reserves the right to alter or vary the foregoing terms and conditions without further notice to you and, to the extent that the foregoing terms and conditions are altered and varied, you are bound by such altered or varied terms and conditions.

INTRODUCTION - Codiak Regional RCMP and the Codiak Regional Policing Authority

Under the Codiak Regional Police Service Agreement, the Codiak Regional RCMP must render services as necessary to preserve the peace, protect life and property, prevent crime and offenses against the laws of Canada and the laws in force in the Province, apprehend criminals, offenders and others who may lawfully be taken into custody and execute all warrants and perform all duties and services to be performed by peace officers. To fulfill these obligations, the Codiak Regional RCMP must create and implement strategies, policies and business models that meet the specific needs and priorities of their local communities.



The Codiac Regional RCMP and the Codiac Regional Policing Authority (CRPA) are focused on delivering the best possible services at the lowest possible cost to taxpayers. As alignment and accountability are keys to achieving cost-effectiveness and delivering quality services, an accountability framework has been developed to help guide and improve responsiveness, accountability and transparency at the CRPA and Codiac Regional RCMP. (Refer to Strategic Framework on page 4)

The Codiac Regional RCMP, in consultation with the CRPA, will provide quarterly and annual reports so as to inform the CRPA and different stakeholder groups including the public on the progress being achieved on a variety of Key Performance Indicators (KPI). The report also includes measures and targets related to the Annual Performance Plan that are firmly grounded in the spirit of the RCMP's Mission and Mandate.


This report complements the planning and budgeting process and the intent is that the CRPA, RCMP managers, and staff will use it to track policing priorities. This will provide Codiac Regional RCMP senior management an overview of how the different units within Codiac Regional RCMP are working towards the objectives set for each policing priority, while still delivering a quality policing service.

This report is an opportunity for the Codiac Regional RCMP and the CRPA to inform citizens about the challenges and opportunities facing the community in the area of public safety, and how the police service will address those challenges and opportunities.

This report is made up of information gathered from the Codiac Regional RCMP's Annual Performance Plan that was created in consultation with the tri-community and community stakeholders. An Annual Performance Plan is an internal RCMP document that focuses on issues important to the community above and beyond core policing functions. The high level objectives are:

1. Increase Community Safety
2. Reduce Property Crime (Victimization)
3. Support Vulnerable People
4. Communicate effectively

The report is also made up of volume measures. Together and combined with historical data this information is being presented as Key Performance Indicators (KPIs).



Some of the measures will use population sizes of 1,000 or 100,000 to facilitate the comparison of the Codiac region with other cities.

The statistical information in the report is specific to the services delivered by Codiac Regional RCMP and the reader should consider that statistical results from other municipalities can be influenced to varying degrees by a number of factors (see table below) and as a result may affect the accuracy of direct comparisons to Codiac Regional RCMP statistics.

Influencing Factors	
Demographic Trends:	Socio-economic composition of a municipality's population.*
Non-Residents:	Degree of daily inflow and outflow of commuters, tourists, seasonal residents and attendees at cultural, entertainment or sporting events who require police services are not captured in population-based measures
Officer/Civilian Mix:	Differing policies regarding the type of policing work that may be done by civilian staff in one municipality vs. uniform staff in another.
Public Support:	Willingness of the public to report crimes and to provide information that assists police services in the solving of crimes.
Reporting:	Available police resources, departmental priorities, policies and procedures and enforcement practices all influence the number of reported criminal incidents.
Specialized Services:	Additional policing may be required at airports, casinos, etc.

*The crime rates included in this report may differ from those in Statistics Canada's publications due to the use of more current population estimates provided by the municipalities.

STRATEGIC FRAMEWORK

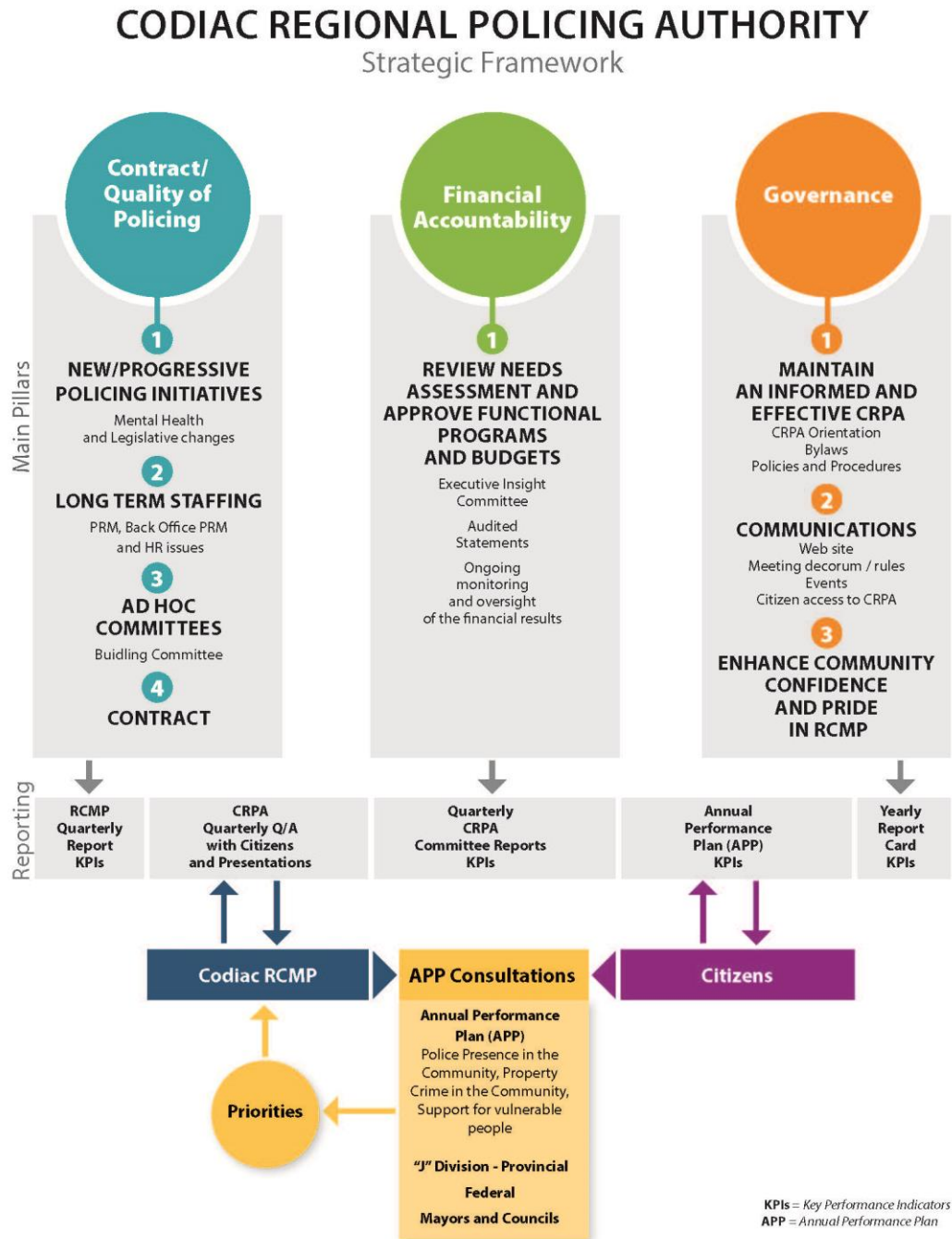


Figure 1 - CRPA - Strategic Framework



ROAD SAFETY STRATEGY

Codiac Regional RCMP's Road Safety Strategy is aligned with the Canada Road Safety Strategy 2025 Towards Zero which is to have the safest roads in Canada.

Some key objectives of our strategy include:

- Raising public awareness and commitment to Road Safety
- Improving communication cooperation and collaboration among stakeholders
- Enhancing legislation and enforcement

Codiac receives information and intelligence from the tri-community public as well as collects collision data and analysis to enable identification of hot spots. Partnerships with engineering departments in Riverview, Moncton and Dieppe allow for validation of information received:

- Equipment can be placed to monitor traffic
- Traffic calming methods can be implemented

Strategic Communication is used in conjunction with focused traffic enforcement which includes check stop operations, allowing the public to be informed and enforcement action focused on evidence based Road Safety problems.

Lastly, enforcement action is also evidence based on risk factors that lead to traffic collisions (non-injury; injury; and fatal). Some of the most important key contributing factors being:

- Distracted driving;
- Alcohol impaired driving;
- Drug impaired driving;
- Fatigue impaired driving;
- Speed and aggressive driving;
- Unrestrained occupants

The following Key Performance Indicators (KPIs) are meant to measure the Regional Police Services performance concerning Road Safety.

RS KPI: Number of impaired driving and other traffic related arrests (driving in violation of criminal code) per 1,000 population

Objective:	<i>Increase Road Safety through strategic enforcement of drug and alcohol impaired drivers</i>
Target:	<i>Below the 4-year average of 5.7 impaired driving offenses per 1,000 population</i>

Observations

- This KPI speaks to the number of arrests
- Convictions are not captured here

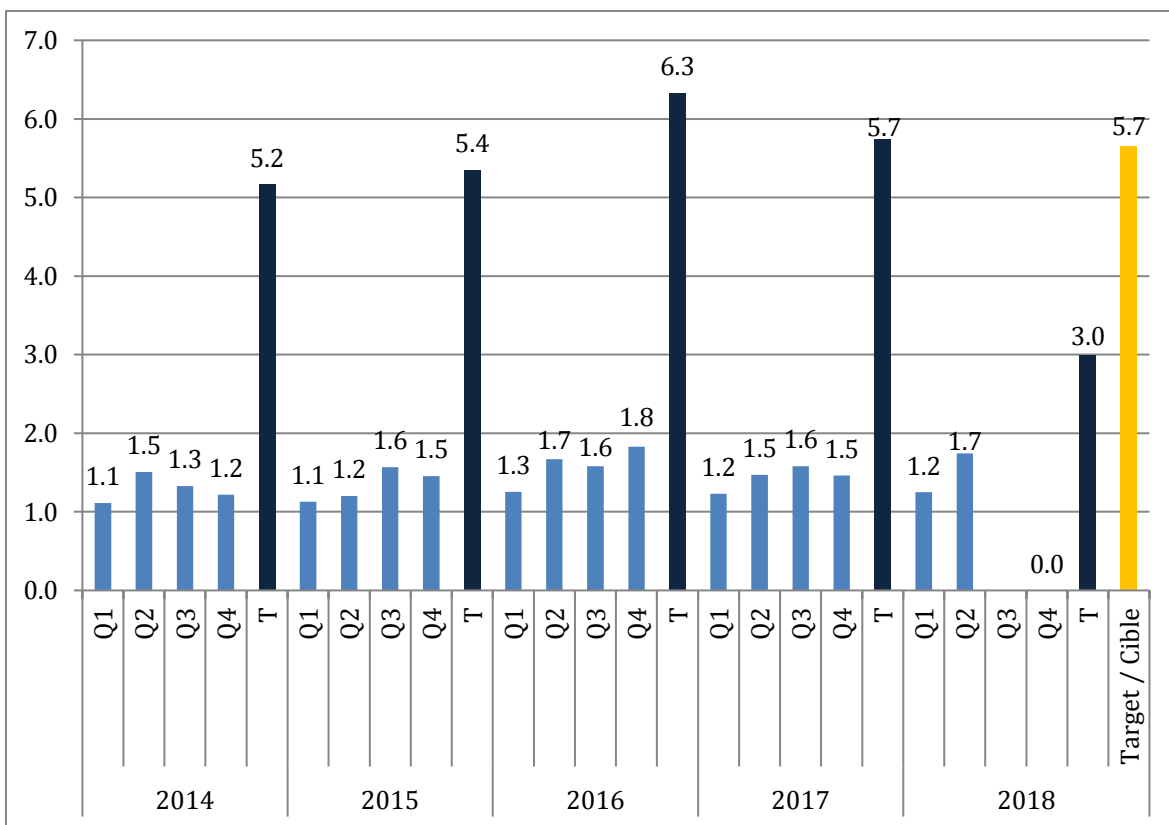


Figure 2– Impaired driving and other related arrests (Driving in violation of the Criminal Code) per 1,000 population

RS KPI: Number of fatal traffic collisions per 100,000 population

Objective:	<i>Reduce fatal traffic collisions</i>
Target:	<i>Below 4-year average of 2.5 fatal traffic collisions per 100,000 population</i>

Observations

- We had no fatalities in 2018 during Q2
- Continue enforcement actions on this priority
- Continue to examine and analyze data
- No modifications required to Road and Safety Strategy at this time

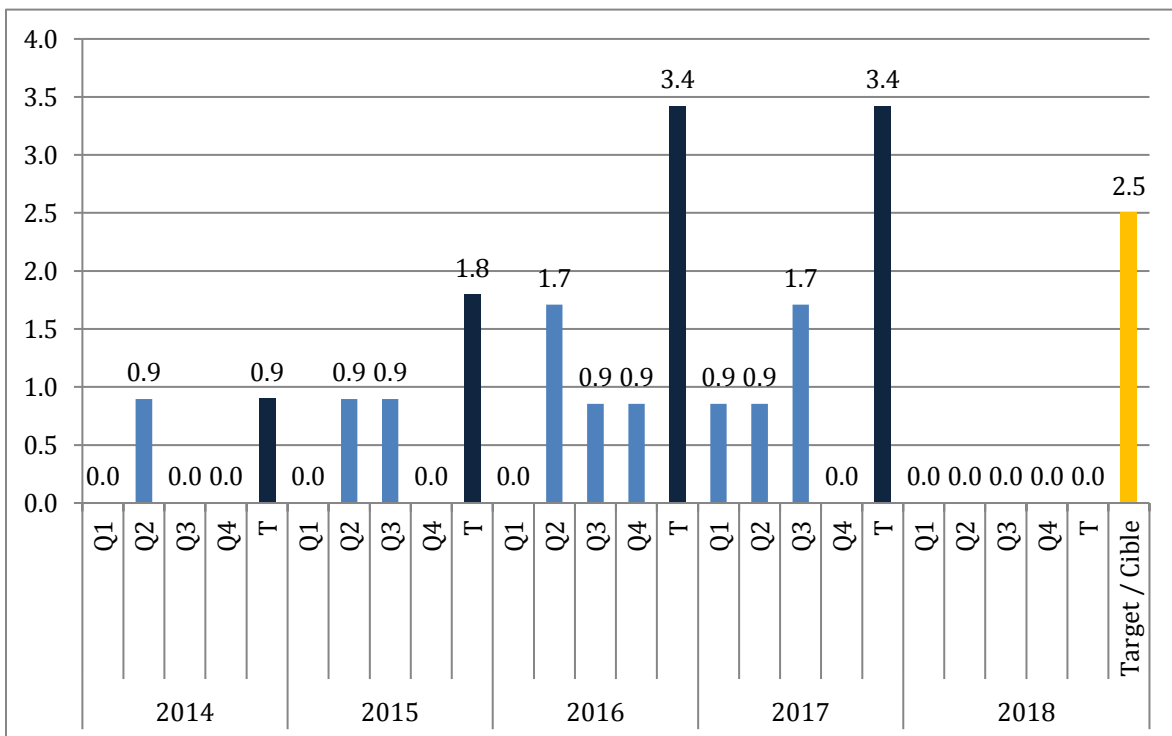


Figure 3- Fatal traffic collisions per 100,000 population

RS KPI: Number of non-fatal traffic collisions per 100,000 population

Objective:	<i>Decrease number of non-fatal traffic collisions</i>
Target:	<i>Below four-year average rate of 279 traffic collisions per 100,000 population</i>

Observations

- Q2 shows an increase from last year, however cumulative forecast is within target for the year
- Road strategy is effective
- POPA stats: 2016: **1621**; 2017: **2613**; 2018: **1771** (as of Aug 2018)

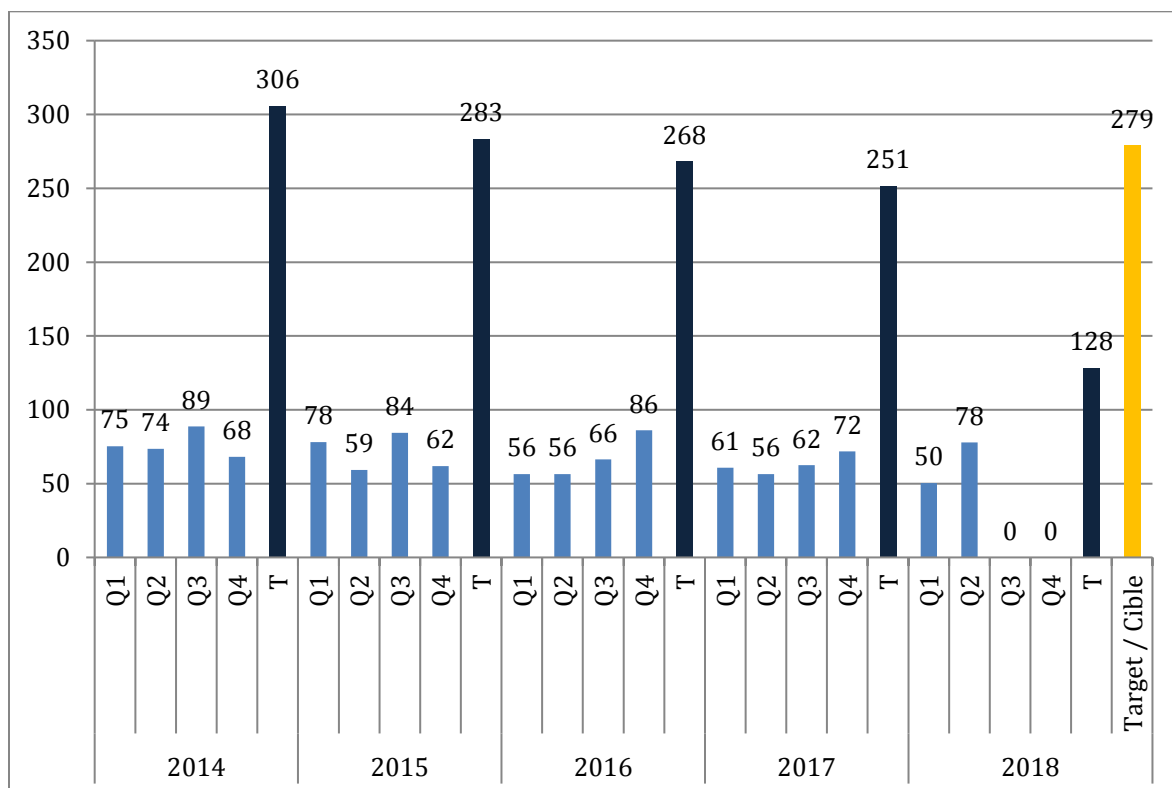


Figure 4 - Non-fatal traffic collisions per 100,000 population



CRIME REDUCTION AND PREVENTION STRATEGY

Codiac Regional RCMP has developed robust Crime Reduction and Prevention Strategies that are embedded into the core functions of this Regional Police Service. Numerous units working together ensure a strategic focus on individuals causing the most harm in our communities. This evidence based strategy has been proven reliable in reducing crime efficiently and also in indirectly decreasing the victimization in our community.

The Codiac RCMP units focused on crime prevention include:

- Street Crime Unit
- Criminal Intelligence Unit (CIU)
- Youth Services Unit
- Alternate Response Unit
- Call Back Unit
- General Investigation Unit
- Further Investigation Unit

Each one of these units contribute in one way or another to the seven essential principles of Crime Reduction which when applied results in efficient and effective Crime Reduction:

- Be information led
- Be intelligence led
- Focus on offenders
- Focus on problems
- Develop meaningful relationships
- Be pre-emptive
- Be performance based

The following Key Performance Indicators (KPIs) are meant to measure the Regional Police Services performance with regards to victimization and crime reduction.

CRP KPI: Property Crime

Objective:	<i>Make the Codiak region an even safer place to live and work by reducing property crime</i>
Target:	<i>To reduce the number below the 4-year average of 5,624 or less</i>

Observations

- Q1 & Q2 show an increase from previous years, forecasting an increase over target for the year
- This can be partially attributed to the change in scoring in Q2 of 2017 where phone – related frauds & false alarms were added

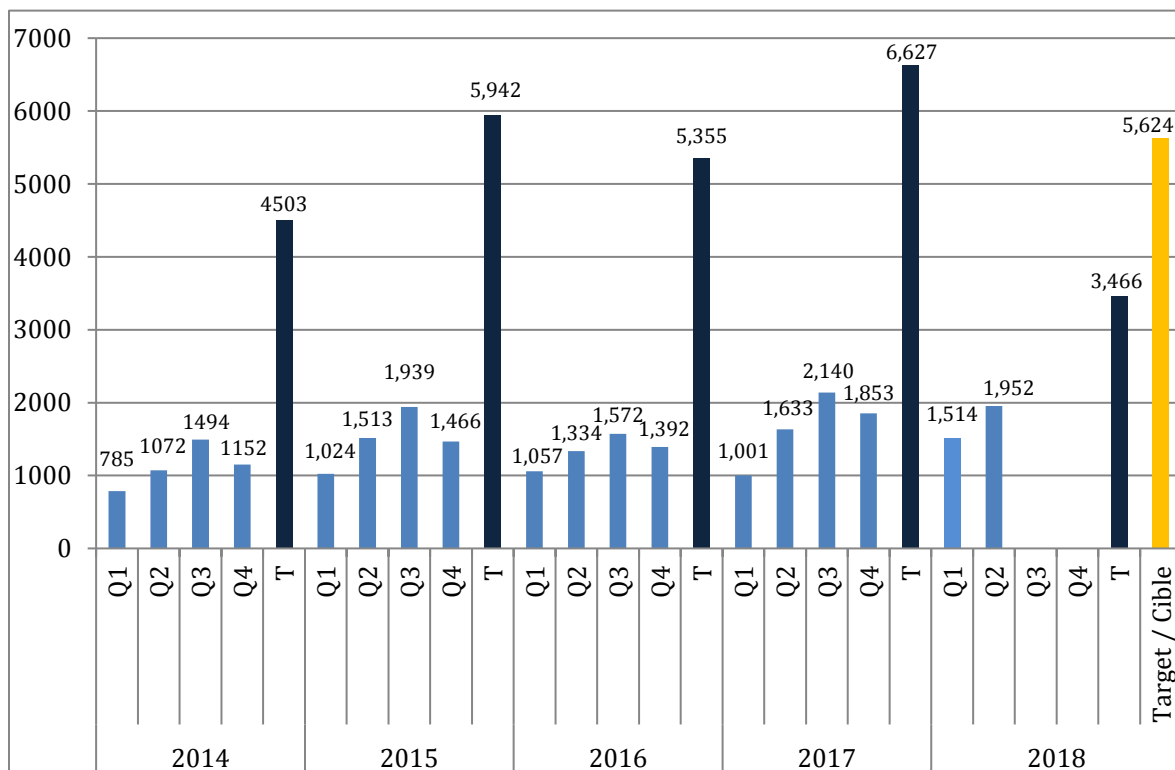


Figure 5 - Property Crime Reduction

CRP KPI: Percentage of Prolific Offenders arrested

Objective:	<i>Increase the percentage of prolific offenders (individuals doing the most harm to our community) arrested so as to lower property crime offences</i>
Target:	92%

Observations:

- Below target for arrests of prolific offenders in Q1 & Q2 may explain the higher number of property crimes
- Focus for Crime Reduction Unit in October is on newly identified top 10 prolific offenders

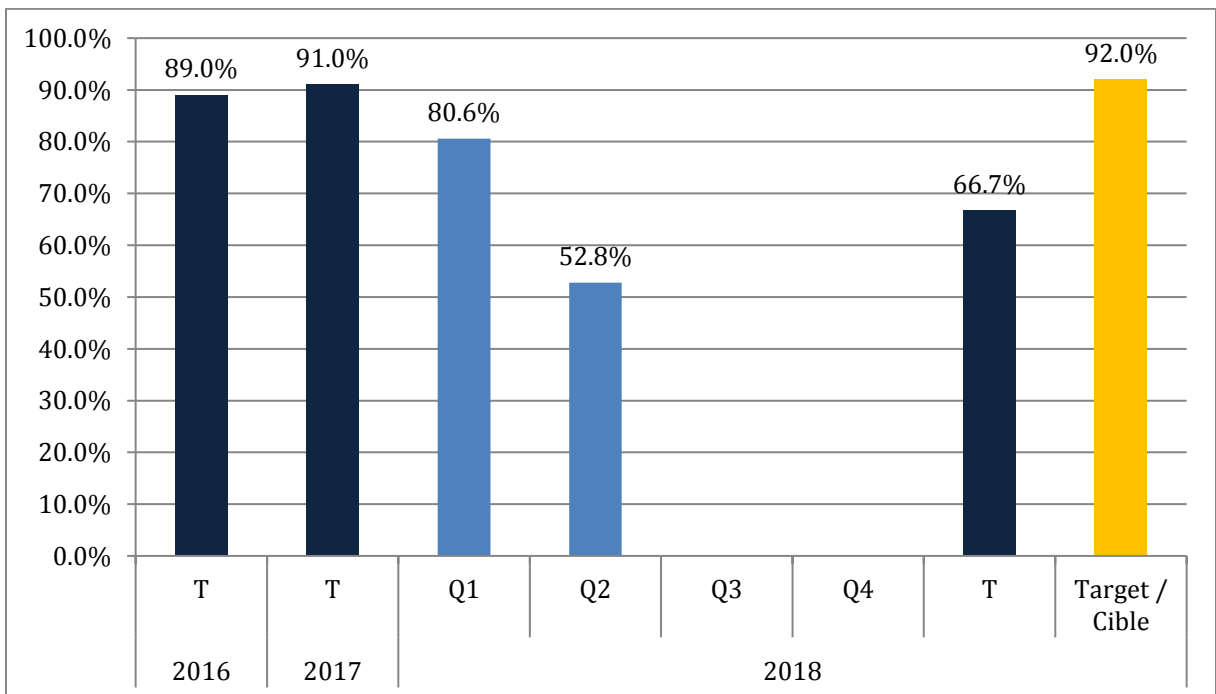


Figure 6 – Percentage of Prolific Offenders arrested

CRP KPI: Break and Enters (residences and businesses) per 10,000 population

Objective:	<i>Make the Codiac Region a safer place to live and work by reducing B&E's</i>
Target:	<i>To reduce the number below the last 4 years: 65 per 10,000 population</i>

Observations

- The release of prolific offenders is attributable to the increase

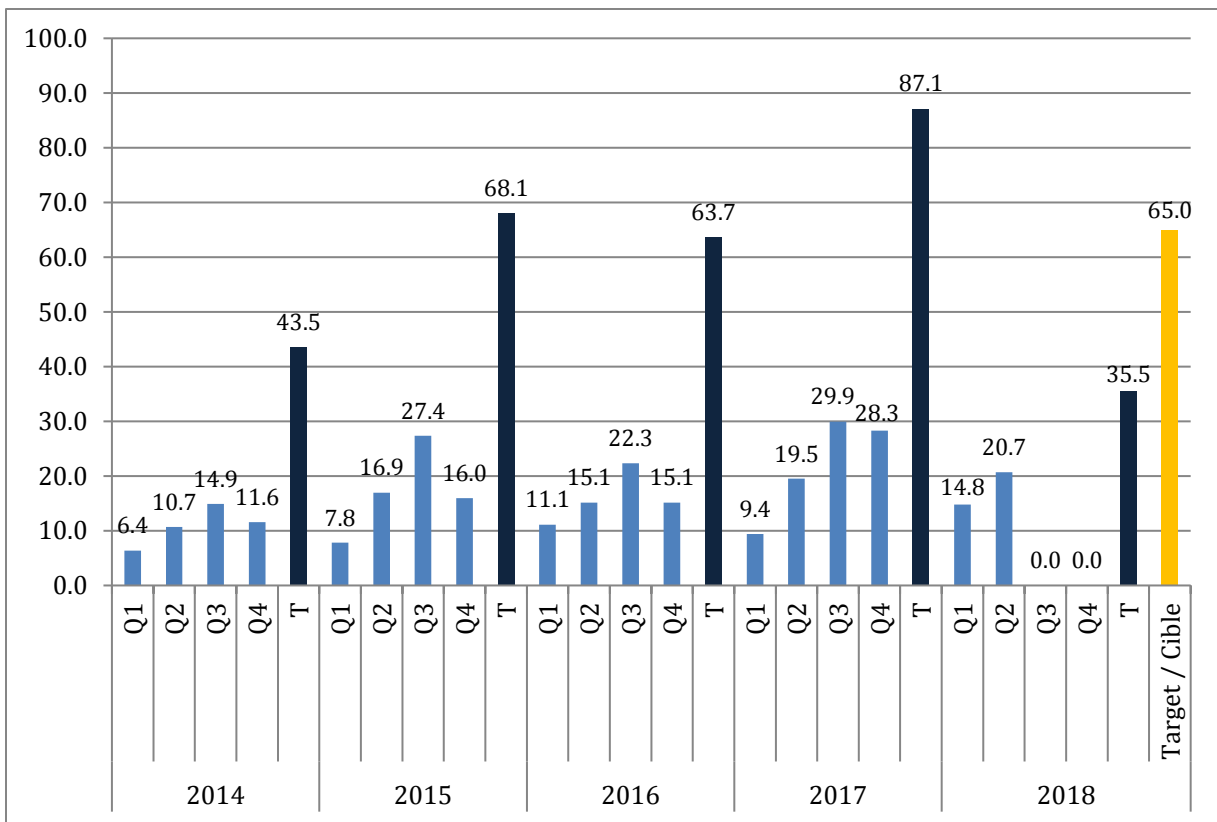


Figure 7 – Break and Enters per 10,000 population

CRP KPI: Number of reoffending youths (recidivism) – Work in progress

Objective:	Reduce the number of youths re-offending
Target:	To be determined during summer of 2018

Codiac - Youth Recidivism			
Prevalence of Youth Occurrences			
1	Number of young offenders who were involved in an occurrence as suspect chargeable, charged or YP criminal offense that were involved in at least one subsequent occurrence		
	2017	2018	
	T	T	Target/ Cible
Frequency of Youth Re-Occurrences			
2	Percentage of Youth Offenders who re-offended in the next 18 months		
	2017	2018	
	T	T	Target/ Cible
Youth Occurrences - Time to re-offend			
3	Percentage of re-offenders who were involved in a subsequent occurrence within the next 6 months		
	2017	2018	
	T	T	Target/ Cible
Youth Occurrences - Nature of Re-Contact			
4	Percentage of Young Offenders that were involved in a subsequent occurrence that was considered more severe than the first occurrence		
	2017	2018	
	T	T	Target/ Cible



FISCAL and PROFESSIONAL ACCOUNTABILITY

The Codiac Regional RCMP is guided by the Mission, Vision and Core Values of the Royal Canadian Mounted Police.

MISSION

The RCMP is Canada's national police service. Proud of our traditions and confident in meeting future challenges, we commit to preserve the peace, uphold the law and provide quality service in partnership with our communities.

VISION

The RCMP will:

- be a progressive, proactive and innovative organization
- provide the highest quality service through dynamic leadership, education and technology in partnership with the diverse communities we serve
- be accountable and efficient through shared decision-making
- ensure a healthy work environment that encourages team building, open communication and mutual respect
- promote safe communities
- demonstrate leadership in the pursuit of excellence

CORE VALUES OF THE RCMP

Recognizing the dedication of all employees, we will create and maintain an environment of individual safety, well-being and development. We are guided by:

- integrity
- honesty
- professionalism
- compassion
- respect
- accountability

The following Key Performance Indicators (PKIs) are meant to measure the Regional Police Services performance concerning accountability.

FPA KPI: Calls for Service

Objective:	Monitor call volume
Target:	N/A

Observations

- An increase in calls for service in 2018 could be attributable to increase in population, and transient population. We assume that calls for service will increase as well with the opening of the new Centre Avenir Centre

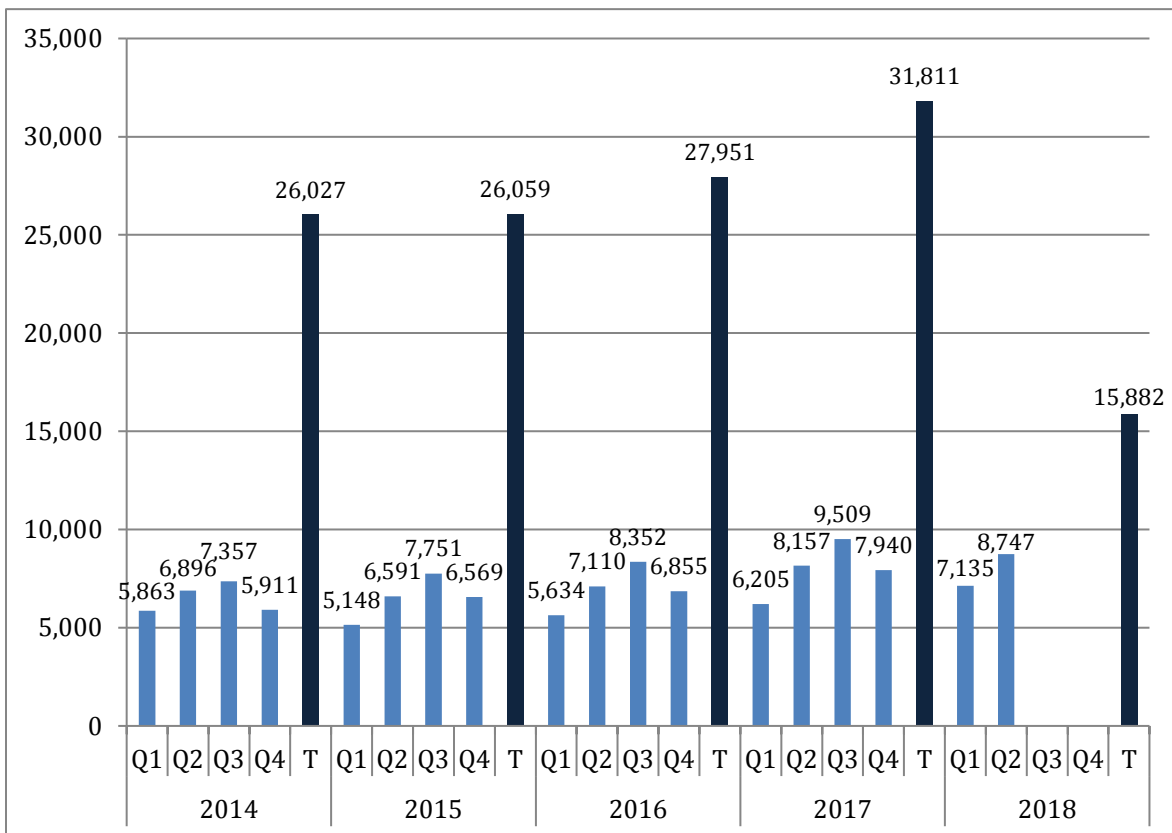


Figure 8 - Calls for Service

FPA KPI: Percentage of calls for service that result in a public complaint

Objective:	Reduce number of complaints from public
Target:	Less than 1%

Observations

- The number of public complaints continues to be extremely low

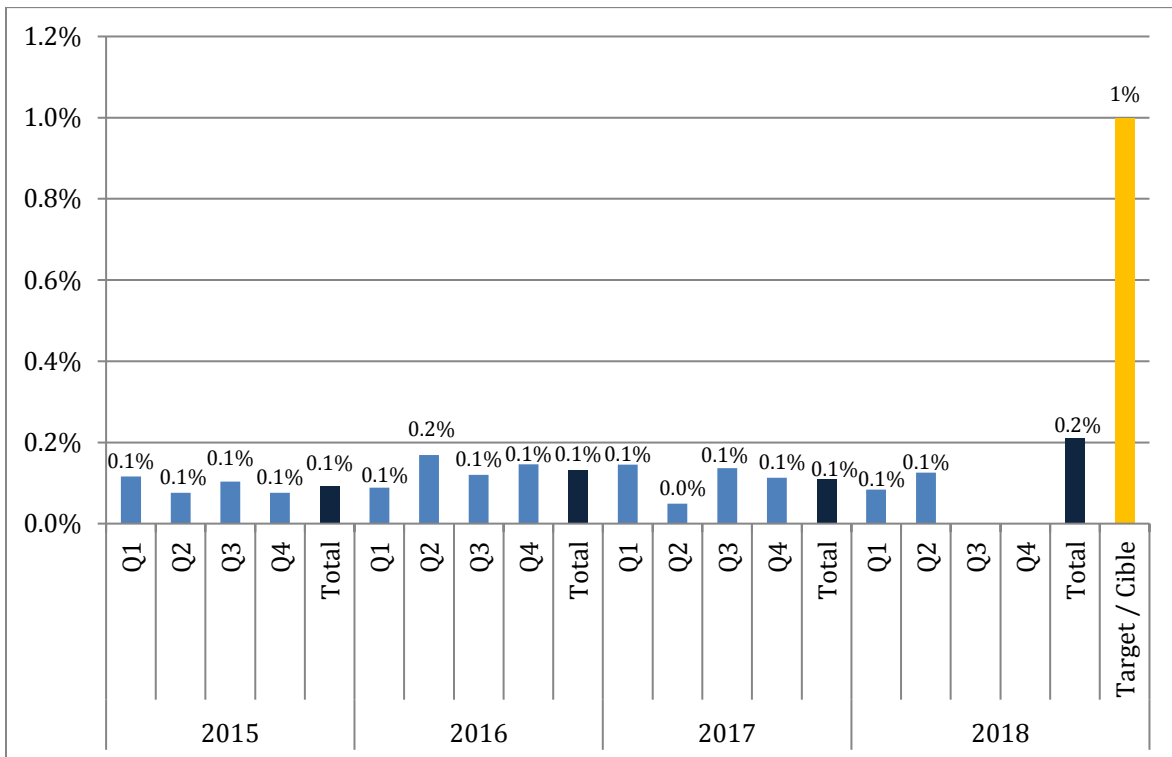


Figure 9 - Percentage of calls for service that result in a public complaint

FPA KPI: OT - Percentage of budget (All Staff)

Objective:	Control OT expenditure levels to municipalities
Target:	5% or below of total budget

Observations

- The forecast is currently 6.1% for 2018, however OT may spike with a significant amount of special events planned this fall.

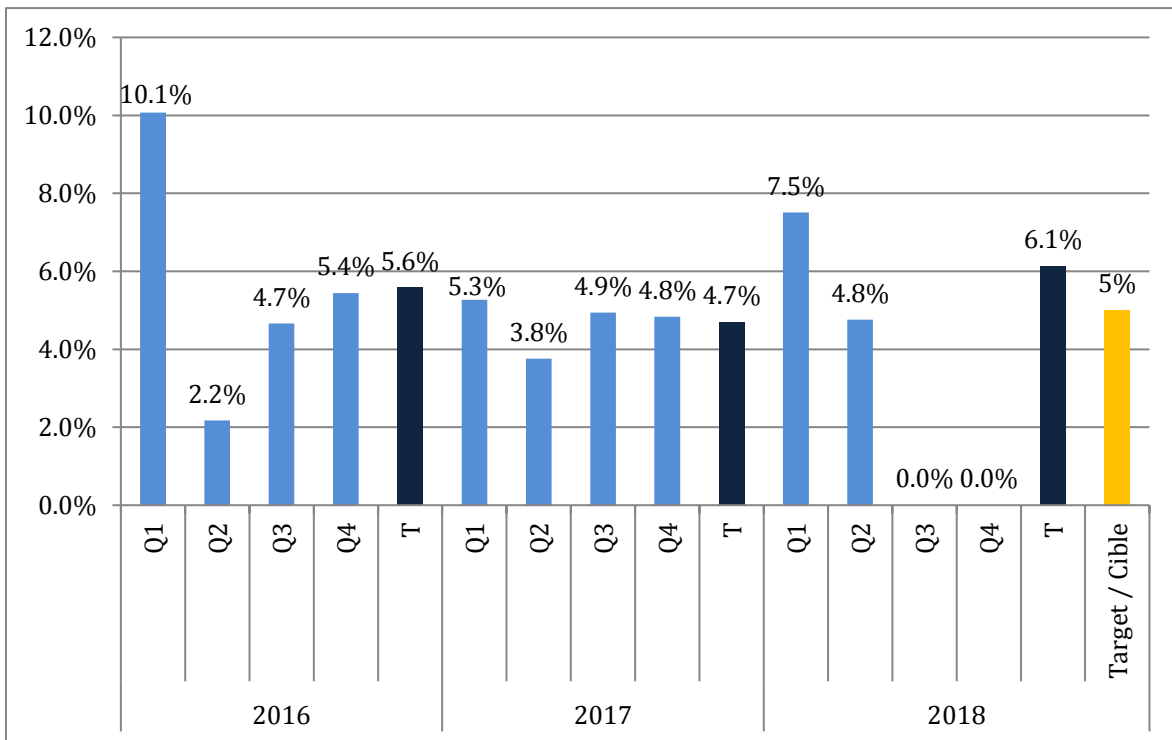


Figure 10 – Percentage of budget (All Staff)

FPA KPI: Percentage of 911 calls answered by OCC/911 operators within 20 seconds

Objective:	Ensure Service Delivery Standards of NB 911 Public Service Answering Point
Target:	85% of 911 calls answered within 20 seconds

Observations

- Q2 results show that the OCC/911 center continues to meet or exceed Service Delivery Standards and provides exceptional service to the Codioc region

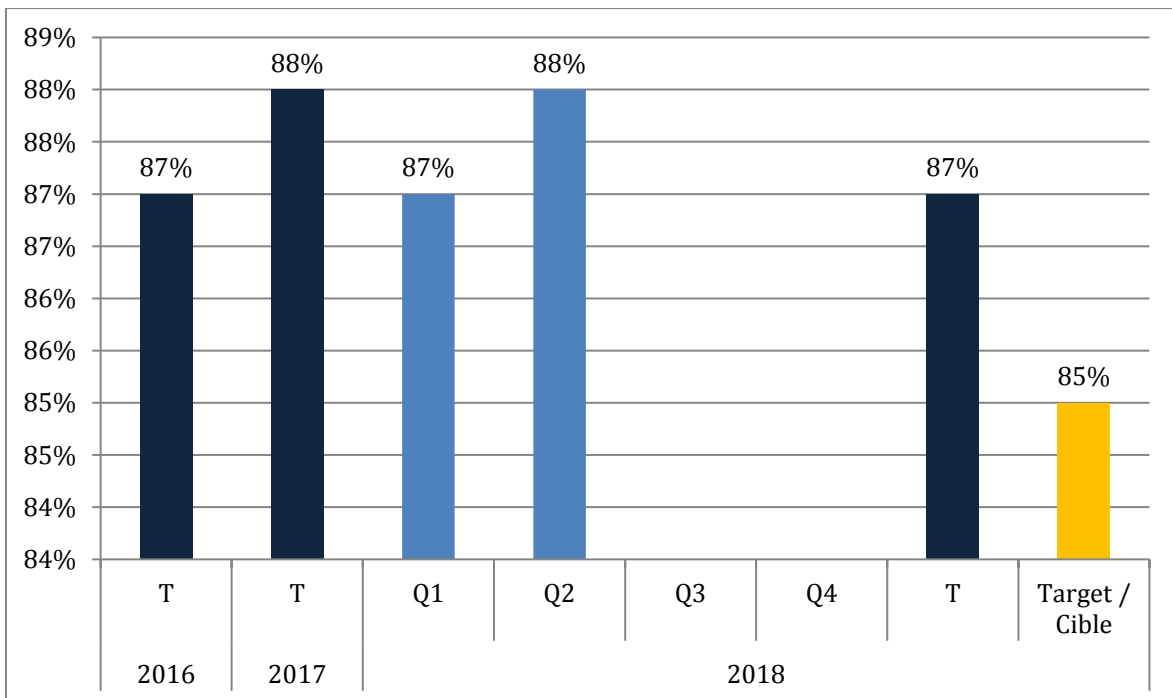


Figure 11 – Percentage of 911 calls answered within 20 seconds

FPA KPI: Percentage of front-line shifts that do not meet the minimum staff threshold

Objective:	Ensure that enough front-line members are available for duty
Target:	10% or less of front line shifts do not meet the minimum staffing threshold (prior to issuing OT)

Observations

- Codiac Senior Management Team will look at options and analyze further to address the situation
- Continue to analyze data

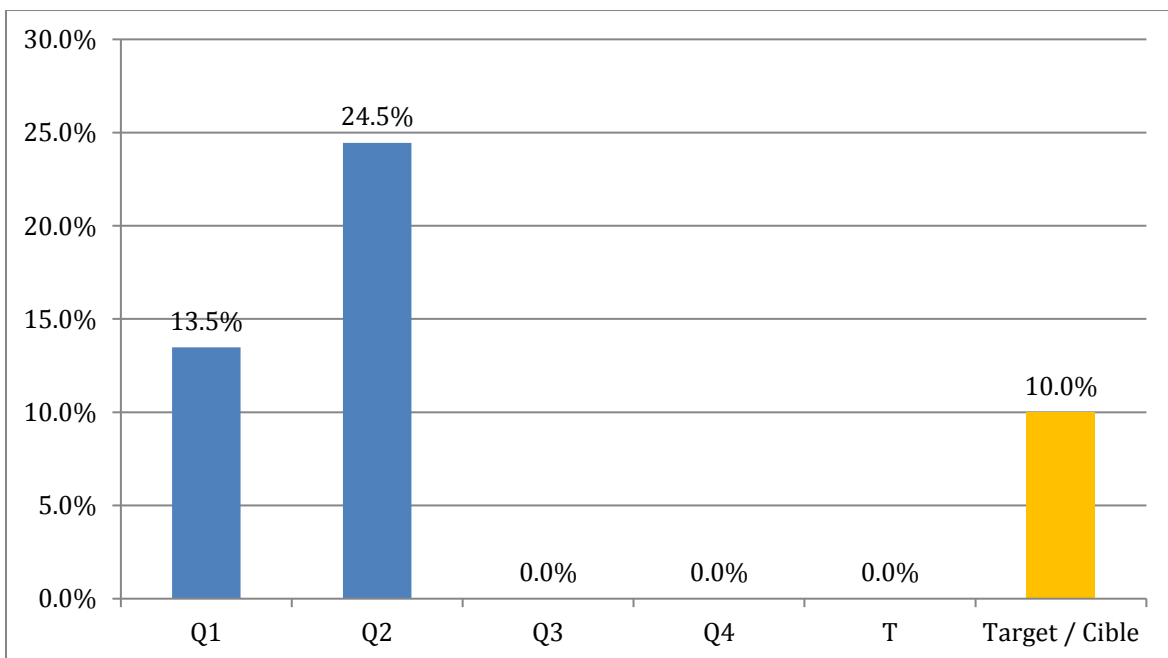


Figure 12 – Percentage of front-line shifts that meet the minimum staff threshold